

Controlled  
compensation systems

# multicab-R

Monitoring



Recording

Optimizing



In the automatically controlled reactive current compensation devices **multicab-R**, only type-tested quality components are used. The system cabinets contain a temperature-controlled ventilation system which protects the devices from damage through overheating. Thanks to convenient rack-mounted technology, system expansions can be undertaken quickly and simply. All system modules can be used flexibly in any cabinet system.

**multicab-R 400**

Induced reactive current compensation system with up to 400 kvar power and an induction factor of 14 %.




**multicab-R 150**

Induced reactive current compensation system with up to 150 kvar power.

## multicab-R Wall housing

Power	<b>25 – 150 kvar</b>
System cabinet* (H x W x D in mm)	<b>S2 (800 x 800 x 400)</b> <b>S3 (1200 x 800 x 600)</b>
Module spaces	<b>2 (S2)</b> <b>3 (S3)</b>



\* Steel sheet wall cabinet, standard version without base

### Detuned reactive current compensation system (wall cabinet)

- Highlights**
- Power from 25 to 150 kvar
  - Reactor factors 5.5, 7 or 8 % and 12.5 or 14 %
  - Capacitors **multicond-UHPC** with 440 V or 525 V
  - Reactive power controller **multicomp 144 LCD** with display
  - Simple system expansion through plug-in design
  - Optional: Safety and maintenance concept **secureC**®

Advantages and capabilities of the **safety and maintenance concept secureC** can be found on pages 92 – 95.

**Accessories** such as base, current transformer, etc. can be found from page 204.

**Audio frequency blocking devices** can be found on pages 126 – 131.

**A selection of back-up fuses and supply lines** for complete systems can be found on pages 224/225.

An overall view of **technical details** can be found on page 176.

The **housing dimensions** are listed on page 178.

## Specifications multicab-R ... SWSH

**System with plug-in design** Reactor factors: **5.5, 7 or 8 %** Capacitor rated voltage: **440 V**

POWER <sup>1</sup> in kvar	SYSTEM WITH CONTROLLER	STAGE POWER PER MODULE PLACE in kvar			CONTROL- LER STAGES	CONSTRUC- TION TYPE <sup>2</sup>	WEIGHT approx. in kg
		1	2	3			
25	multicab-R 025/05-1220- <b>XX</b> -SWSH	5 10 10	+	-	6	S2	79
30	multicab-R 030/06-1230- <b>XX</b> -SWSH	5 10 15	+	-	6	S2	83
35	multicab-R 035/07-1240- <b>XX</b> -SWSH	5 10 20	+	-	6	S2	84
40	multicab-R 040/04-1120- <b>XX</b> -SWSH	10 10 20	+	-	6	S2	88
50	multicab-R 050/05-1220- <b>XX</b> -SWSH	10 20 20	+	-	6	S2	93
50	multicab-R 050/10-1234- <b>XX</b> -SWSH	5 10	15 20	-	6	S2	109
60	multicab-R 060/06-1230- <b>XX</b> -SWSH	10 20	30	-	6	S2	114
70	multicab-R 070/07-1240- <b>XX</b> -SWSH	10 20	40	-	6	S2	119
75	multicab-R 075/06-1122- <b>XX</b> -SWSH	12,5 12,5	25 25	-	6	S2	132
100	multicab-R 100/05-1220- <b>XX</b> -SWSH	20 40	40	+	6	S3	154
100	multicab-R 100/08-1122- <b>XX</b> -SWSH	12,5 12,5 25	25 25	+	6	S3	168
125	multicab-R 125/05-1220- <b>XX</b> -SWSH	25 50	50	+	6	S3	159
150	multicab-R 150/06-1122- <b>XX</b> -SWSH	25 50	25 50	+	6	S3	180

## Specifications multicab-R ... SWSB

**System with plug-in design** Reactor factors: **12.5 or 14 %** Capacitor rated voltage: **525 V**

POWER <sup>1</sup> in kvar	SYSTEM WITH CONTROLLER	STAGE POWER PER MODULE PLACE in kvar			CONTROL- LER STAGES	CONSTRUC- TION TYPE <sup>2</sup>	WEIGHT approx. in kg
		1	2	3			
25	multicab-R 025/05-1220- <b>XX</b> -SWSB	5 10	10	-	6	S2	103
30	multicab-R 030/06-1230- <b>XX</b> -SWSB	5 10	15	-	6	S2	106
35	multicab-R 035/07-1240- <b>XX</b> -SWSB	5 10	20	-	6	S2	114
40	multicab-R 040/04-1120- <b>XX</b> -SWSB	10 10	20	-	6	S2	122
50	multicab-R 050/05-1220- <b>XX</b> -SWSB	10 20	20	-	6	S2	133
50	multicab-R 050/10-1234- <b>XX</b> -SWSB	5 10	15 20	-	6	S2	134
60	multicab-R 060/06-1230- <b>XX</b> -SWSB	10 20	30	-	6	S2	135
70	multicab-R 070/07-1240- <b>XX</b> -SWSB	10 20	40	-	6	S2	146
75	multicab-R 075/06-1122- <b>XX</b> -SWSB	12,5 12,5	25 25	-	6	S2	160
100	multicab-R 100/05-1220- <b>XX</b> -SWSB	20	40	40	6	S3	194
100	multicab-R 100/08-1122- <b>XX</b> -SWSB	12,5 12,5	25 25	25	6	S3	214
125	multicab-R 125/05-1220- <b>XX</b> -SWSB	25	50	50	6	S3	220
150	multicab-R 150/06-1122- <b>XX</b> -SWSB	25 25	50	50	6	S3	230

- **No expansion possibility** + **system expansion possible** with modules of type multimod-F ... SH/SB → page 151

<sup>1</sup> Power at 400 V, 50 Hz <sup>2</sup> Measurement details and other details on the construction can be found on page 178

**XX = It is important that you state the reactor factor when ordering** (see also following order example).


Powers and sizes deviating from the standard are available on request. All changes reserved.

**Example for order:** Automatically controlled compensation system, 75 kvar in 6 stages, 440 V capacitors, 7 % detuned.

The appropriate ordering detail is as follows: **Type multicab-R 075/06-1122-07-SWGH.**

## multicab-R Free-standing cabinet

Power	<b>75 – 400 kvar</b>
System cabinet* (H x W x D in mm)	<b>S4 (2000 x 800 x 400)</b> <b>S5 (2000 x 800 x 600)</b>
Module spaces	<b>4</b>



\* Steel sheet free-standing cabinet, standard version without base

### Detuned reactive current compensation system (free-standing cabinet)

- Highlights**
- Power from 75 to 400 kvar
  - Reactor factors 5.5, 7 or 8 % and 12.5 or 14 %
  - Capacitors **multicond-UHPC** with 440 V or 525 V
  - Reactive power controller **multicomp 4D6** with display
  - Simple system expansion through rack-mounted design
  - Optional: Safety and maintenance concept **secureC**<sup>®</sup>

Advantages and capabilities of the **safety and maintenance concept secureC** can be found on pages 92 – 95.

**Accessories** such as base, current transformer, etc. can be found from page 204.

**Audio frequency blocking devices** can be found on pages 126 – 131.

**A selection of back-up fuses and supply lines** for complete systems can be found on pages 224/225.

An overall view of **technical details** can be found on pages 176/177.

The **housing dimensions** are listed on page 179.

## Specifications multicab-R ... SSGH

**System with rack-mounted design** Reactor factors: **5.5, 7 or 8 %** Capacitor rated voltage: **440 V**

POWER <sup>1</sup> in kvar	SYSTEM WITH CONTROLLER	STAGE POWER PER MODULE PLACE in kvar				CONTROL- LER STAGES	CONSTRUC- TION TYPE <sup>2</sup>	WEIGHT approx. in kg
		1	2	3	4			
75	multicab-R 075/06-1122- <b>XX</b> -SSGH	12,5 12,5	25 25	+	+	4	S4	249
100	multicab-R 100/08-1224- <b>XX</b> -SSGH	12,5 12,5	25	50	+	4	S4	256
125	multicab-R 125/05-1220- <b>XX</b> -SSGH	25	50	50	+	4	S4	262
125	multicab-R 125/10-1124- <b>XX</b> -SSGH	12,5 12,5	25 25	50	+	8	S4	282
150	multicab-R 150/06-1122- <b>XX</b> -SSGH	25 25	50	50	+	4	S4	294
150	multicab-R 150/12-1124- <b>XX</b> -SSGH	12,5 12,5	25	50	50	8	S4	314
175	multicab-R 175/07-1222- <b>XX</b> -SSGH	25	50	50	50	4	S4	306
200	multicab-R 200/04-1111- <b>XX</b> -SSGH	50	50	50	50	4	S4	318
200	multicab-R 200/04-1111- <b>XX</b> -SSGH	50 50	50 50	+	+	4	S5	335
200	multicab-R 200/08-1122- <b>XX</b> -SSGH	25 25	50	50	50	8	S4	338
200	multicab-R 200/08-1122- <b>XX</b> -SSGH	25 25 50	50 50	+	+	8	S5	355
250	multicab-R 250/05-1111- <b>XX</b> -SSGH	50 50	50 50	50	+	8	S5	364
250	multicab-R 250/10-1122- <b>XX</b> -SSGH	25 25 50	50 50	50	+	8	S5	374
300	multicab-R 300/06-1111- <b>XX</b> -SSGH	50 50	50 50	50 50	+	8	S5	396
300	multicab-R 300/12-1122- <b>XX</b> -SSGH	25 25 50	50 50	50 50	+	8	S5	406
350	multicab-R 350/07-1111- <b>XX</b> -SSGH	50 50	50 50	50 50	50	8	S5	440
400	multicab-R 400/08-1111- <b>XX</b> -SSGH	50 50	50 50	50 50	50 50	8	S5	472
400	multicab-R 400/16-1122- <b>XX</b> -SSGH	25 25 50	50 50	50 50	50 50	12	S5	482

## Specifications multicab-R ... SSGB

**System with rack-mounted design** Reactor factors: **12.5 or 14 %** Capacitor rated voltage: **525 V**

POWER <sup>1</sup> in kvar	SYSTEM WITH CONTROLLER	STAGE POWER PER MODULE PLACE in kvar				CONTROL- LER STAGES	CONSTRUC- TION TYPE <sup>2</sup>	WEIGHT approx. in kg
		1	2	3	4			
75	multicab-R 075/06-1122- <b>XX</b> -SSGB	12,5 12,5	25 25	+	+	4	S4	298
100	multicab-R 100/08-1224- <b>XX</b> -SSGB	12,5 12,5	25	50	+	4	S4	306
125	multicab-R 125/05-1220- <b>XX</b> -SSGB	25	50	50	+	4	S4	314
125	multicab-R 125/10-1124- <b>XX</b> -SSGB	12,5 12,5	25 25	50	+	8	S4	331
150	multicab-R 150/06-1122- <b>XX</b> -SSGB	25 25	50	50	+	4	S4	334
150	multicab-R 150/12-1124- <b>XX</b> -SSGB	12,5 12,5	25	50	50	8	S4	373
175	multicab-R 175/07-1222- <b>XX</b> -SSGB	25	50	50	50	4	S4	379
200	multicab-R 200/04-1111- <b>XX</b> -SSGB	50	50	50	50	4	S4	402
200	multicab-R 200/04-1111- <b>XX</b> -SSGB	50 50	50 50	+	+	4	S5	419
200	multicab-R 200/08-1122- <b>XX</b> -SSGB	25 25	50	50	50	8	S4	409
200	multicab-R 200/08-1122- <b>XX</b> -SSGB	25 25 50	50 50	+	+	8	S5	426
250	multicab-R 250/05-1111- <b>XX</b> -SSGB	50 50	50 50	50	+	8	S5	469
250	multicab-R 250/10-1122- <b>XX</b> -SSGB	25 25 50	50 50	50	+	8	S5	476
300	multicab-R 300/06-1111- <b>XX</b> -SSGB	50 50	50 50	50 50	+	8	S5	522
300	multicab-R 300/12-1122- <b>XX</b> -SSGB	25 25 50	50 50	50 50	+	8	S5	541
350	multicab-R 350/07-1111- <b>XX</b> -SSGB	50 50	50 50	50 50	50	8	S5	587
400	multicab-R 400/08-1111- <b>XX</b> -SSGB	50 50	50 50	50 50	50 50	8	S5	640
400	multicab-R 400/16-1122- <b>XX</b> -SSGB	25 25 50	50 50	50 50	50 50	12	S5	647

– No expansion possibility + system expansion possible with modules of type **multimod-F** GH/GB → page 153

<sup>1</sup> Power at 400 V, 50 Hz <sup>2</sup> Measurement details and other details on the construction can be found on page 179

**XX = It is important that you state the reactor factor when ordering** (see also following order example).


Powers and sizes deviating from the standard are available on request. All changes reserved.

**Example for order:** Automatically controlled compensation system, 300 kvar in 6 stages, 525 V capacitors, 12.5 % detuned.

The appropriate ordering detail is as follows: **Type multicab-R 300/06-1111-12-SSGB**

## multicab-R Combination filter / free-standing cabinet

Power	<b>50 – 400 kvar</b>
System cabinet* (H x W x D in mm)	<b>S4 (2000 x 800 x 400)</b> <b>S5 (2000 x 800 x 600)</b> <b>M84 (325 x 695 x 350)</b> <b>M84 (325 x 695 x 450)</b>
Module spaces	<b>4 (S4 und S5)</b>



\* Steel sheet free-standing cabinet, standard version without base

### Reactive current compensation system with combination filter

- Highlights**
- Blocking of audio frequencies from 165 to 190 Hz
  - Power from 50 to 400 kvar
  - Capacitors **multicond-UHPC** with 525 V
  - Reactive power controller **multicomp 4D6** with display
  - Genuine combination filter (two reactors per stage)
  - Optional: Safety and maintenance concept **secureC**®

Advantages and capabilities of the **safety and maintenance concept secureC** can be found on pages 92 – 95.

**Accessories** such as base, current transformer, etc. can be found from page 204.

**Audio frequency blocking devices** can be found on pages 126 – 135.

**A selection of back-up fuses and supply lines** for complete systems can be found on pages 224/225.

An overall view of **technical details** can be found on page 177.

The **housing dimensions** are listed on page 179.

## Specifications multicab-R combination filter

**System with rack-mounted design** Reactor factors: »Kombi« Capacitor rated voltage: **525 V**

POWER <sup>1</sup> in kvar	SYSTEM WITH CONTROLLER	STAGE POWER PER MODULE PLACE in kvar				CONTROL- LER STAGES	CONSTRUC- TION TYPE <sup>2</sup>	WEIGHT approx. in kg
		1	2	3	4			
50	multicab-R 050/04-1120- <b>XX</b> -SSGB	12,5	12,5	25	+	4	S4	257
75	multicab-R 075/06-1122- <b>XX</b> -SSGB	12,5	12,5	25	25	4	S4	304
100	multicab-R 100/04-1120- <b>XX</b> -SSGB	25	25	50	+	4	S4	314
125	multicab-R 125/05-1220- <b>XX</b> -SSGB	25	50	50	+	4	S4	321
150	multicab-R 150/06-1122- <b>XX</b> -SSGB	25	25	50	50	4	S4	294
175	multicab-R 175/07-1222- <b>XX</b> -SSGB	25	50	50	50	4	S4	368
200	multicab-R 200/04-1111- <b>XX</b> -SSGB	50	50	50	50	4	S4	387
250	multicab-R 250/05-1220- <b>XX</b> -SSGB	50	100	100	+	8	S5	406
300	multicab-R 300/06-1122- <b>XX</b> -SSGB	50	50	100	100	8	S5	435
350	multicab-R 350/07-1222- <b>XX</b> -SSGB	50	100	100	100	8	S5	534
400	multicab-R 400/04-1111- <b>XX</b> -SSGB	100	100	100	100	8	S5	572

## Specifications multimod-F ... K1 ... 08GB

**Expansion modules for combination filter system with rack-mounted design** Reactor factors: »Kombi«  
Capacitor rated voltage: **525 V**

POWER <sup>1</sup> in kvar	STAGE POWER in kvar	COMBINATION FILTER SYSTEM for cabinet width 800 mm	CONSTRUC- TION TYPE <sup>2</sup>	WEIGHT approx. in kg
12,5	12,5	multimod-F 012/01-1000-K1-84GB	M84	34
25	25	multicab-R 025/01-1000-K1-84GB	M84	47
50	50	multicab-R 050/01-1000-K1-84GB	M84	66
100	100	multicab-R 100/01-1000-K1-85GB	M85	122

– **No expansion possibility** + **system expansion possible** with modules of type **multimod-F ... GH/GB** → page 153

<sup>1</sup> Power at 400 V, 50 Hz <sup>2</sup> Measurement details and other details on the construction can be found on page 179

**XX = It is important that you state the reactor factor when ordering** (see also following order example).

Powers and sizes deviating from the standard are available on request. All changes reserved.

**Example for order:** Automatically controlled compensation system, 175 kvar in 7 stages, 525 V capacitors, combination filter.  
The appropriate ordering detail is as follows: **Type multicab-R 175/07-1222-K1-SSGB**



## multicab-R Thyroswitch / free-standing cabinet

Power	<b>75 – 250 kvar</b>
System cabinet* (H x W x D in mm)	<b>S5 (2000 x 800 x 600)</b>
Module spaces	<b>5</b>



\* Steel sheet free-standing cabinet, standard version without base

### Detuned reactive current compensation system with thyristor switch

- Highlights**
- Power from 75 to 250 kvar
  - Reactor factors 5.5, 7 or 8% and 12.5 or 14%
  - Capacitors **multicond-UHPC** with 525 V
  - High-speed reactive power controller **BR 6000T**
  - Long working life through unlimited frequency of operations
  - No noise produced when switching stages

**Accessories** such as base current transformer, etc. can be found from page 204.

**Audio frequency blocking devices** can be found on pages 126 – 131.

**A selection of back-up fuses and supply lines** for complete systems can be found on pages 224/225.

An overall view of **technical details** can be found on page 177.

The **housing dimensions** are listed on page 179.

## Specifications multicab-R thyroswitch

**Thyristor-switched system** Reactor factors: **5.5, 7 or 8 %** Capacitor rated voltage: **525 V**

POWER <sup>1</sup> in kvar	SYSTEM WITH CONTROLLER	STAGE POWER PER MODULE PLACE in kvar					CONTROL- LER STAGES	CONSTRUC- TION TYPE <sup>2</sup>	WEIGHT approx. in kg
		1	2	3	4	5			
75	multicab-R 075/06-1122- <b>XX</b> -SSTB	12,5	12,5	25	25	+	4	S5	236
100	multicab-R 100/04-1120- <b>XX</b> -SSTB	25	25	50	+	+	4	S5	226
100	multicab-R 100/08-1124- <b>XX</b> -SSTB	12,5	12,5	25	50	+	4	S5	247
150	multicab-R 150/06-1122- <b>XX</b> -SSTB	25	25	50	50	+	4	S5	259
200	multicab-R 200/04-1111- <b>XX</b> -SSTB	50	50	50	50	+	4	S5	292
250	multicab-R 250/05-1111- <b>XX</b> -SSTB	50	50	50	50	50	8	S5	336

## Specifications multicab-R thyroswitch

**Thyristor-switched system** Reactor factors: **12.5 or 14 %** Capacitor rated voltage: **525 V**

POWER <sup>1</sup> in kvar	SYSTEM WITH CONTROLLER	STAGE POWER PER MODULE PLACE in kvar					CONTROL- LER STAGES	CONSTRUC- TION TYPE <sup>2</sup>	WEIGHT approx. in kg
		1	2	3	4	5			
75	multicab-R 075/06-1122- <b>XX</b> -SSTB	12,5	12,5	25	25	+	4	S5	264
100	multicab-R 100/04-1120- <b>XX</b> -SSTB	25	25	50	+	+	4	S5	265
100	multicab-R 100/08-1124- <b>XX</b> -SSTB	12,5	12,5	25	50	+	4	S5	287
150	multicab-R 150/06-1122- <b>XX</b> -SSTB	25	25	50	50	+	4	S5	330
200	multicab-R 200/04-1111- <b>XX</b> -SSTB	50	50	50	50	+	4	S5	276
250	multicab-R 250/05-1111- <b>XX</b> -SSTB	50	50	50	50	50	8	S5	441

– **No expansion possibility** + **system expansion possible** with modules of type **multimod-F** ... GH/GB → page 153

<sup>1</sup> Power at 400 V, 50 Hz <sup>2</sup> Measurement details and other details on the construction can be found on page 179

**XX = It is important that you state the reactor factor when ordering** (see also following order example).

Powers and sizes deviating from the standard are available on request. All changes reserved.

**Example for order:** Automatically controlled compensation system, 200 kvar in 4 stages, 525 V capacitors, 12.5 % detuned.

The appropriate ordering detail is as follows: **Type multicab-R 200/04-1111-12-SSTB**.

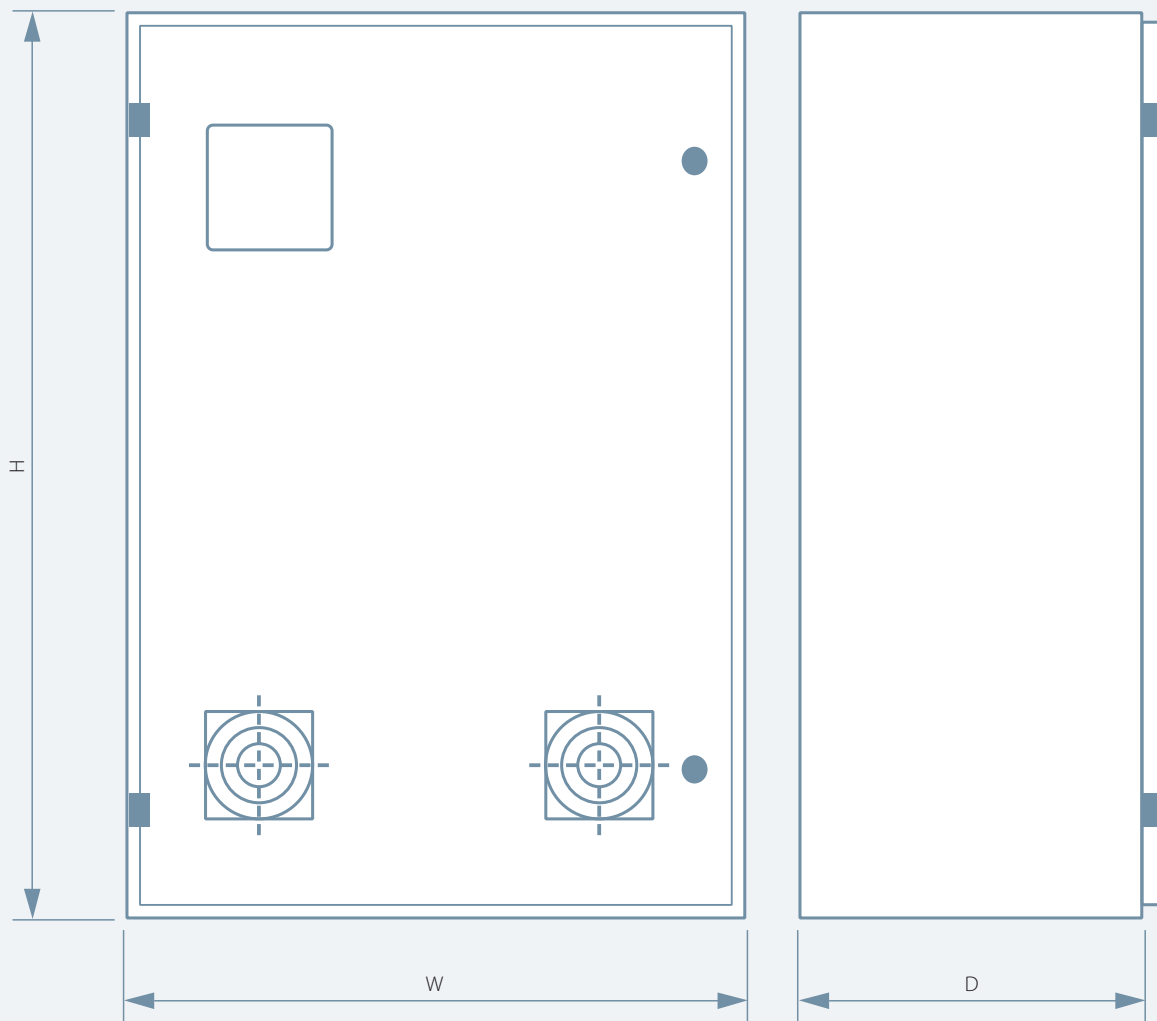
# multicab-R Technical details

DEVICE TYPE	multicab-R small systems		Group back-up fuse with NH fuses and fuse sockets (NH-disconnector on request)
	SWSH p = 5.5, 7 or 8%	SWSB p = 12.5 or 14%	
Rated voltage   Frequency	U <sub>n</sub> = 400 V   50 Hz		
Maximum permissible operating voltage	U <sub>n</sub> = 400 V ± 10%		
Maximum permissible operating current	1.3 x I <sub>n</sub> , permanently		
REACTIVE POWER CONTROLLER	<b>multicomp 144 LCD</b> 4-quadrant operation Optimizing controller behavior Circuit switching	<b>multicomp 4D6</b> with display 4-quadrant operation Optimizing controller behavior Circuit switching	
Current transformer connection	1 A and 5 A		
Safety and maintenance concept secureC	Only in connection with <b>multicomp 4D6</b>		<input type="checkbox"/>
SWITCH ELEMENT	Capacitor contactors		Capacitor contactors
Control voltage	U <sub>Control</sub> = 230 V, 50 Hz		U <sub>Control</sub> = 230 V, 50 Hz
	Control voltage transformer required for deviating operating voltage		
Switch delay	60 s		60 s
CAPACITORS	Low-loss <b>multicond-UHPC</b> power capacitors, MTK technology		
Capacitor rated voltage	U <sub>Meas.</sub> = 440 V	U <sub>Meas.</sub> = 525 V	U <sub>Meas.</sub> = 440 V
Discharge of capacitors	Discharge resistors t < 60 s Optional discharge inductors t < 3 s		Discharge resistors t < 60 s Optional discharge inductors t < 3 s
FILTER CIRCUIT REACTORS	Linear filter circuit reactors to avoid resonances in networks with harmonics, built-in temperature monitoring		
Reactor factors	p = 5.5, 7 or 8%	p = 12.5 or 14%	p = 5.5, 7 or 8%
HOUSING DESIGN	Steel sheet cabinet, painted inside and outside with color RAL 7035 (other colors on request), Module plates galvanized, Door hinge on left (optionally on right), energy supply below (above on request), Protection class I		
Mode of protection	IP 20 (IP 54 on request), the components used correspond to BGV-A2		
AMBIENT TEMPERATURES	+40 °C highest value, briefly +35 °C in 24-hour average +20 °C in annual average -10 °C lowest value		
VENTILATION	Built-in ceiling ventilation, temperature-controlled		
FUSE PROTECTION	Group back-up fuse with NH fuses and fuse sockets (NH-disconnector on request)		

e sockets	<b>multicab-R combination filter</b>	<b>multicab-R thyroswitch</b>  p = 5.5, 7 or 8%  p = 12.5 or 14 %
	U <sub>n</sub> = 400 V   50 Hz	
	U <sub>n</sub> = 400 V ± 10 %	
	1.3 x I <sub>n</sub> permanently	
	<b>multicomp 4D6</b> with display 4-quadrant operation Optimizing controller behavior Circuit switching	<b>BR 6000T</b> High-speed controller
	1 A and 5 A	
	□	–
	Capacitor contactors	Thyristors
	U <sub>Control</sub> = 230 V, 50 Hz	DC gating: U <sub>Control</sub> = 10 – 30 V AC gating: U <sub>Control</sub> = 230 V, 50/60 Hz  Gating via reactive power controller or directly via SPS or process sliders
	Control voltage transformer required for deviating operating voltage	
	60 s	DC gating: 1 – 15 ms, dynamic controller required AC gating: 10 – 25 ms with direct gating  500 ms for gating via standard reactive power controller
	Low-loss <b>multicond-UHPC</b> power capacitors, MTK technology	
U <sub>Meas.</sub> = 525 V	U <sub>Meas.</sub> = 525 V	U <sub>Meas.</sub> = 525 V
	Discharge resistors t < 60 s Optional discharge inductors t < 3 s	Through EPL technology, no discharge time can be maintained during operation. Discharge resistors t < 60 s <b>No discharge reactor possible</b>
ing	Linear filter circuit reactors to avoid resonances in networks with harmonics, built-in temperature monitoring	
p = 12.5 or 14 %	p = 5.5 and 12.5 %	p = 12.5 or 14 %  p = 12.5 or 14 %
	Steel sheet cabinet, painted inside and outside with color RAL 7035 (other colors on request), Module plates galvanized, Door hinge on left (optionally on right), energy supply below (above on request), Protection class I	
	IP 20 (IP 54 on request), the components used correspond to BGV-A2	
	+40 °C highest value, briefly +35 °C in 24-hour average +20 °C in annual average –10 °C lowest value	
	Built-in ceiling ventilation, temperature-controlled	
	Group back-up fuse with NH fuses and fuse sockets (NH-disconnector on request)	

# multicab-R Dimensions

multicab-R  
Steel sheet wall cabinet (construction type S3)



CONSTRUCTION TYPE	HEIGHT (H) in mm	WIDTH (W) in mm	DEPTH (D) in mm
S2	800	800	400
S3	1200	800	400
S4	2000	800	400
S5	2000	800	600
M84	325	695	350
M85	325	695	450

multicab-R  
Steel sheet free-standing cabinet (construction type S4)

